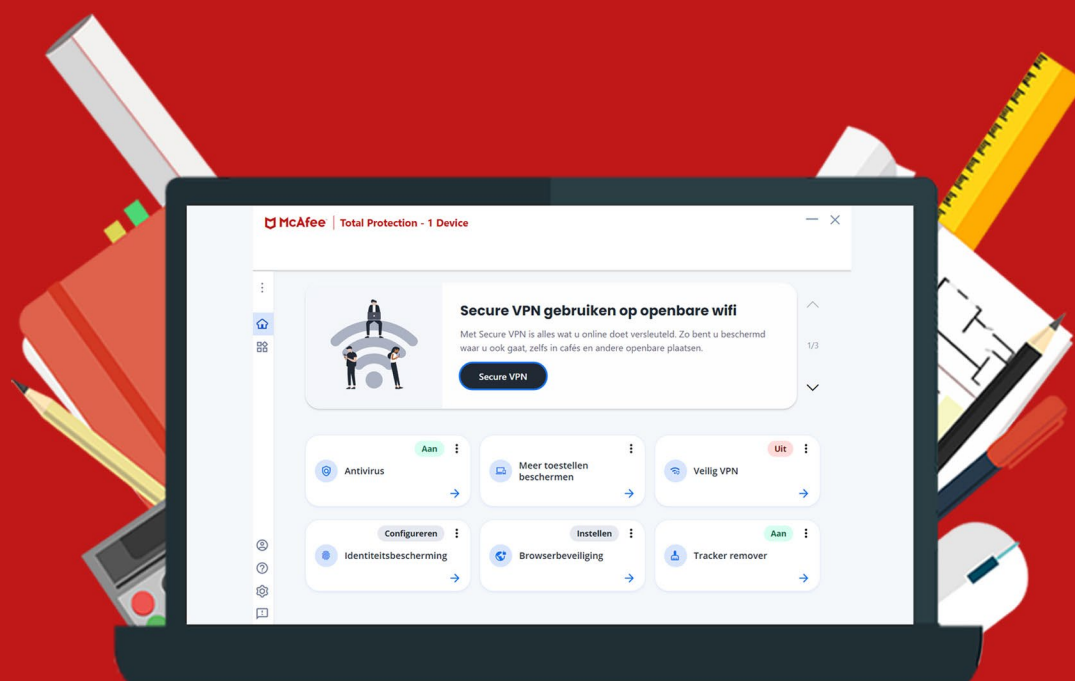


Installation Manual



McAfee

Total Protection

For Windows

Step 1: Order McAfee Total Protection on SURFspot. You will now get an email on the email address you provided from noreply@activate-here.com, with the subject title "Namens SURF B.V. uw download code". You can find a link to the environment where you can activate your license code. Click on the link in the email.

Geachte heer/mevrouw,

Hartelijk dank voor uw software aankoop via SURF B.V.. Uw producten zijn nu online beschikbaar.

Klant PO nummer:

Order referentie nummer:

| Part nummer | Product naam | Aantal |
|-------------|---------------------------------|--------|
| | Office Home 2024 All Lng Online | 1 |

Om uw ESD aankoop te activeren:

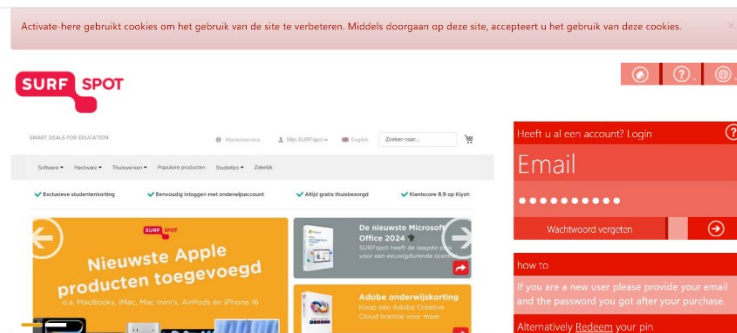
Klik [hier](#) om toegang te krijgen tot uw software licentie code. Gebruik de volgende gegevens om in te loggen:

Gebruikersnaam: (uw e-mailadres)

Wachtwoord:

Na het inloggen wordt gevraagd om uw wachtwoord te wijzigen. Dit wachtwoord dient voorzien te zijn van een hoofdletter, kleine letter, getal en leesteken.

Step 2: You will now be redirected to the environment where you can activate your license code. Sign in with the username and password you received via email.



Step 3: Change your password and click on "Wachtwoord wijzigen" to confirm.

Verander uw wachtwoord

Huidig wachtwoord

Nieuw wachtwoord

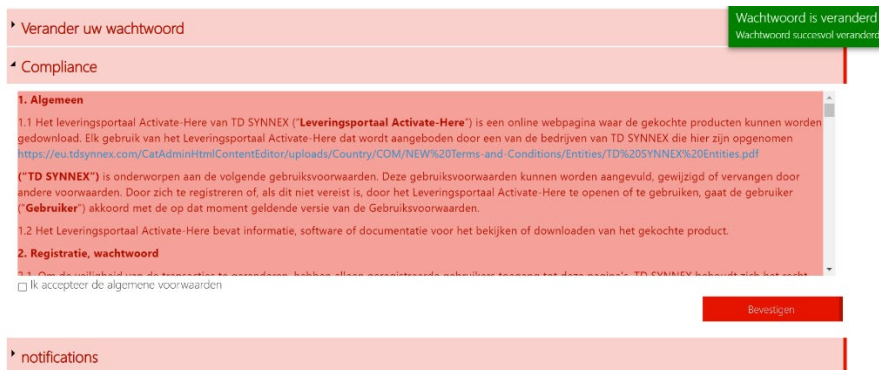
Bevestig wachtwoord

Verander uw wachtwoord

Compliance

notifications

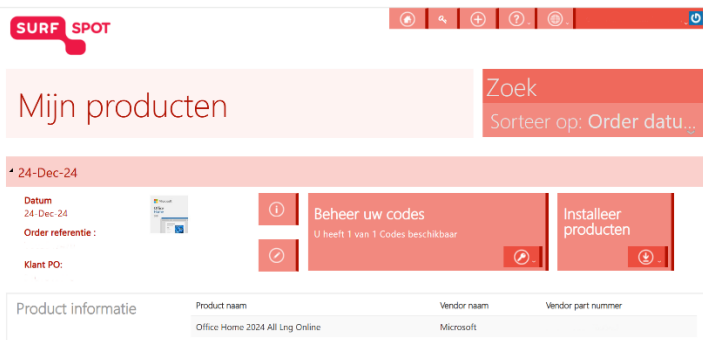
Step 4: Accept the terms and conditions by checking the box next to “Ik accepteer de algemene voorwaarden”. Then, click on “Bevestigen”.



Step 5: Enter your name and click on “Bevestigen”.



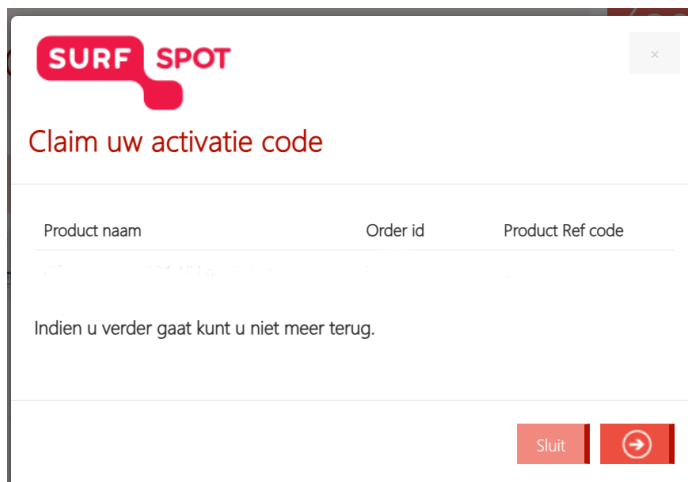
Step 6: You are now logged in. Click on the key icon below “You have 1 out of 1 keys available”.



Step 7: Click on “Claim your code”.

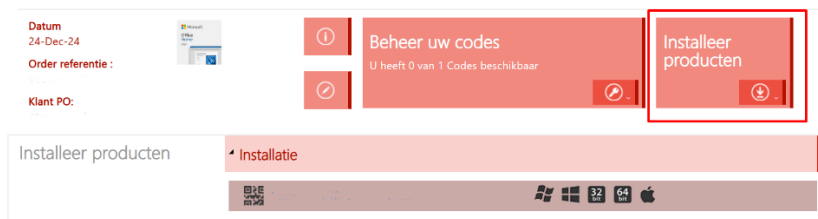


Step 8: Click on the arrow to activate your code.



The screenshot shows a web browser window with the SURF SPOT logo at the top left. The main heading is "Claim uw activatie code". Below this, there are three input fields: "Product naam", "Order id", and "Product Ref code". A note below the fields states: "Indien u verder gaat kunt u niet meer terug." At the bottom right, there are two buttons: "Sluit" and a red button with a right-pointing arrow.

Step 9: Click on "Install products" and click on the download link.



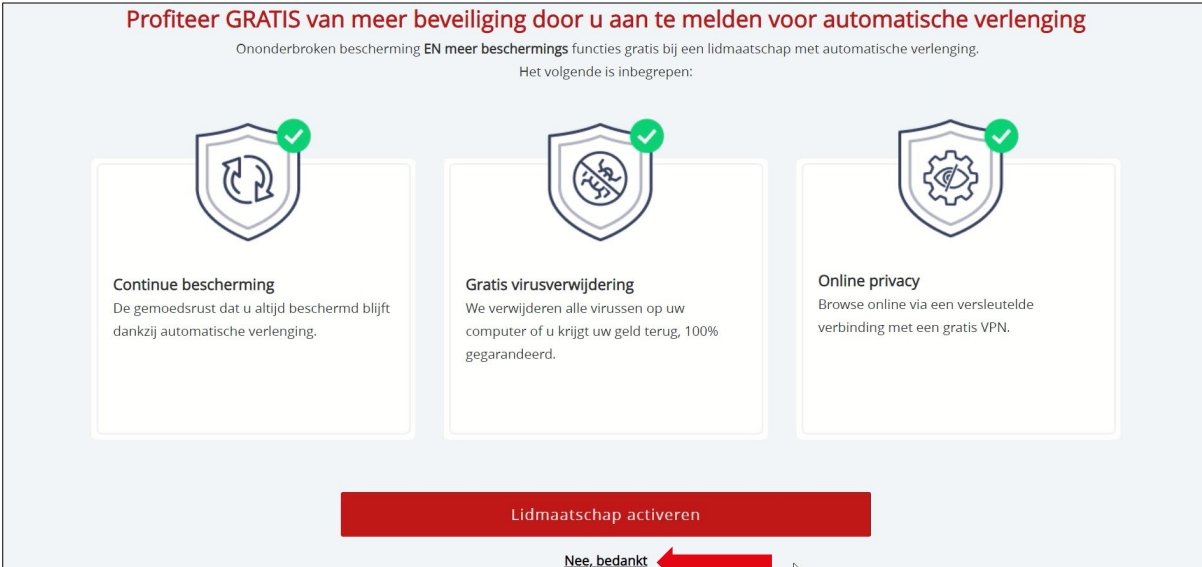
The screenshot shows a user dashboard with several sections. On the left, there are fields for "Datum" (24-Dec-24), "Order referentie:", and "Klant PO:". In the center, there is a "Beheer uw codes" section with a sub-section "U heeft 0 van 1 Codes beschikbaar". On the right, there is a red button labeled "Installeer producten" with a download icon. Below this, there is a "Installeer producten" section with a sub-section "Installatie". At the bottom, there is a navigation bar with icons for Windows, 32 bit, 64 bit, and Apple.

Step 10: Go to www.mcafee.com/activate and enter the activation code and your email address. Entering your email address is necessary to manage your license online and to re-install the software. Click on 'Next'.



The screenshot shows the "Uw abonnement activeren" page. The main heading is "Uw abonnement activeren" with the sub-heading "Wissel nu uw code in en download uw beveiligingssoftware.". There are two input fields: "Voer uw code in" (Activierungscode (25 tekens)) and "Voer uw e-mailadres in" (We zullen uw account opzetten of het account gebruiken dat u al heeft.). Below the second field, there is a red button labeled "Volgende".

Step 11: You will now be asked to automatically renew your license, we recommend NOT doing this. You can skip this step by clicking on 'No, thank you'.



Profiteer GRATIS van meer beveiliging door u aan te melden voor automatische verlenging

Ononderbroken bescherming EN meer beschermings functies gratis bij een lidmaatschap met automatische verlenging.
Het volgende is inbegrepen:

- Continue bescherming**
De gemoedsrust dat u altijd beschermd blijft dankzij automatische verlenging.
- Gratis virusverwijdering**
We verwijderen alle virussen op uw computer of u krijgt uw geld terug, 100% gegarandeerd.
- Online privacy**
Browse online via een versleutelde verbinding met een gratis VPN.

Lidmaatschap activeren

[Nee, bedankt](#)

Step 12: You are now ready to start the installation. Click on 'Download'.



McAfee
Together is power.

Uw app downloaden en installeren

Uw code is ingewisseld. Download uw app om te beginnen.

 McAfee® Total Protection
(1 apparaat, 1 jaar abonnement)

[Downloaden](#)

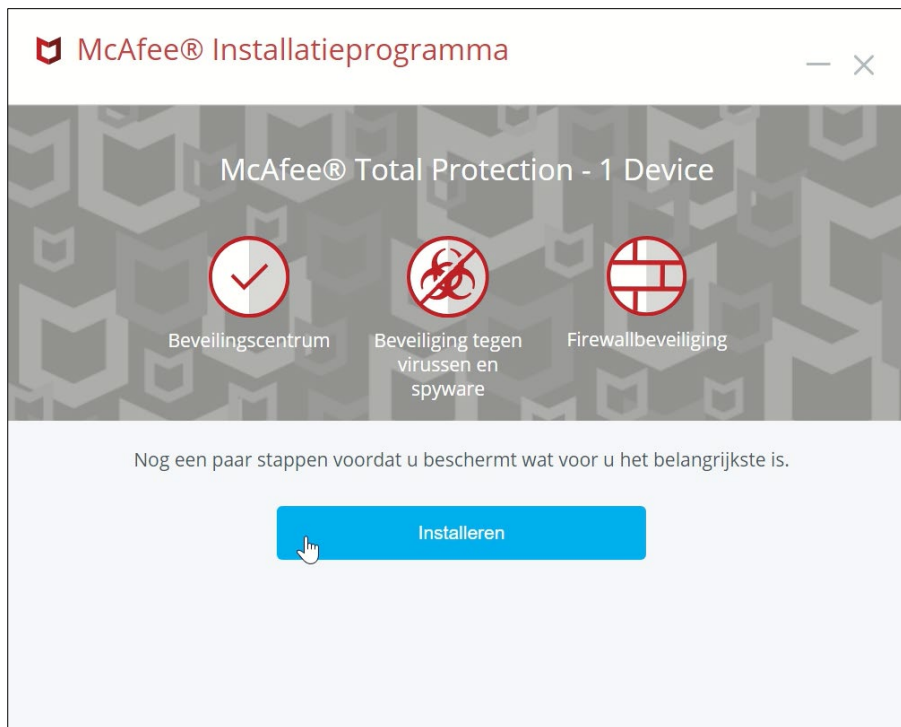
Als u klaar bent, installeer McAfee dan ook op uw andere toestellen
Controleer de e-mail die we hebben gestuurd naar [redacted] of ga naar [Mijn account](#) om uw bescherming te downloaden en installeren.

Step 13: Click on the download link and wait until the installation file is finished downloading.

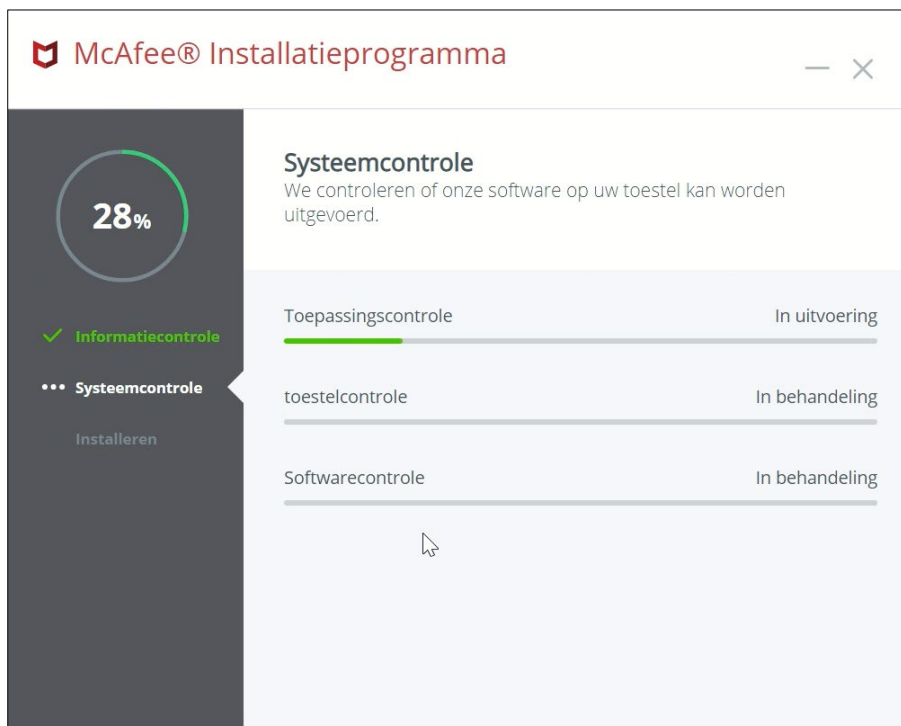


 McAfee_Installer_s....exe
50,0/72,2 MB

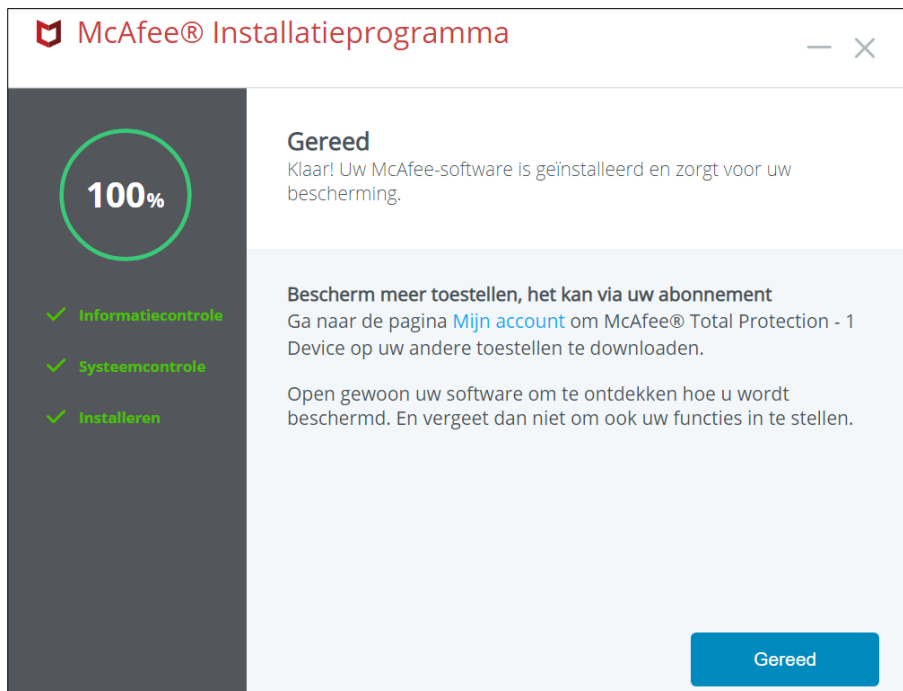
Step 14: Click on 'Install'.



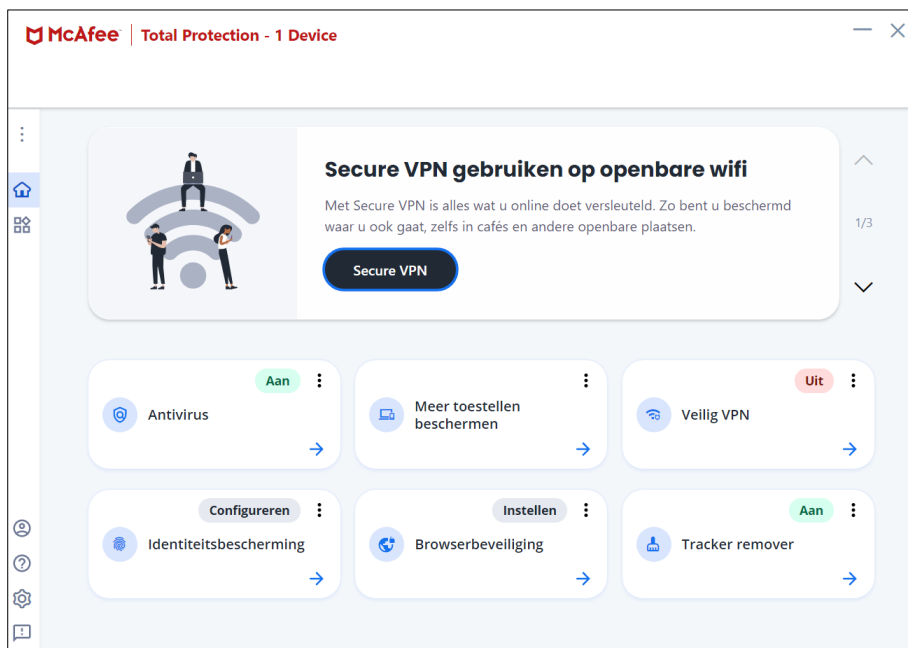
Step 15: Wait until the software has finished installing.



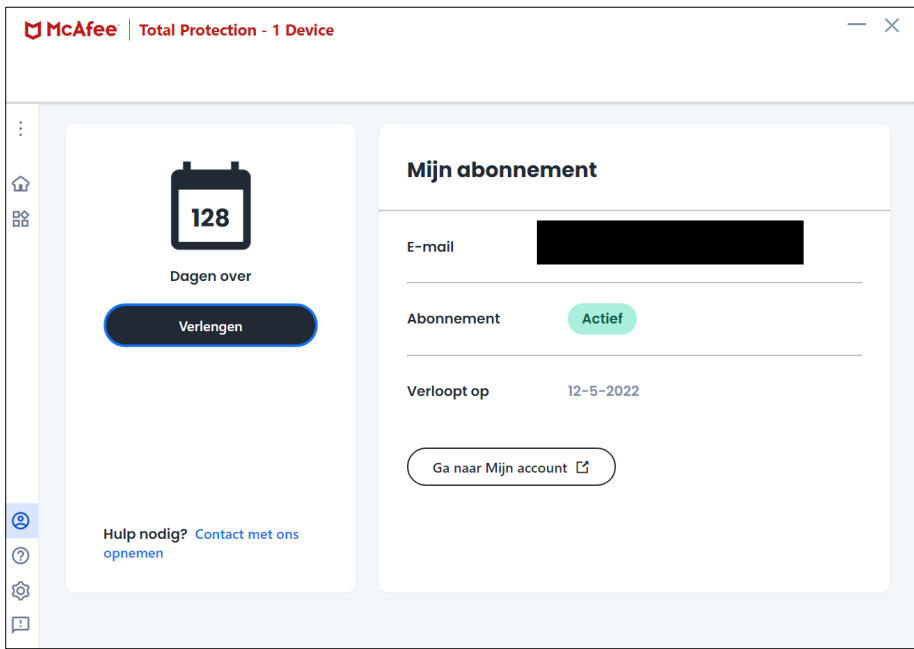
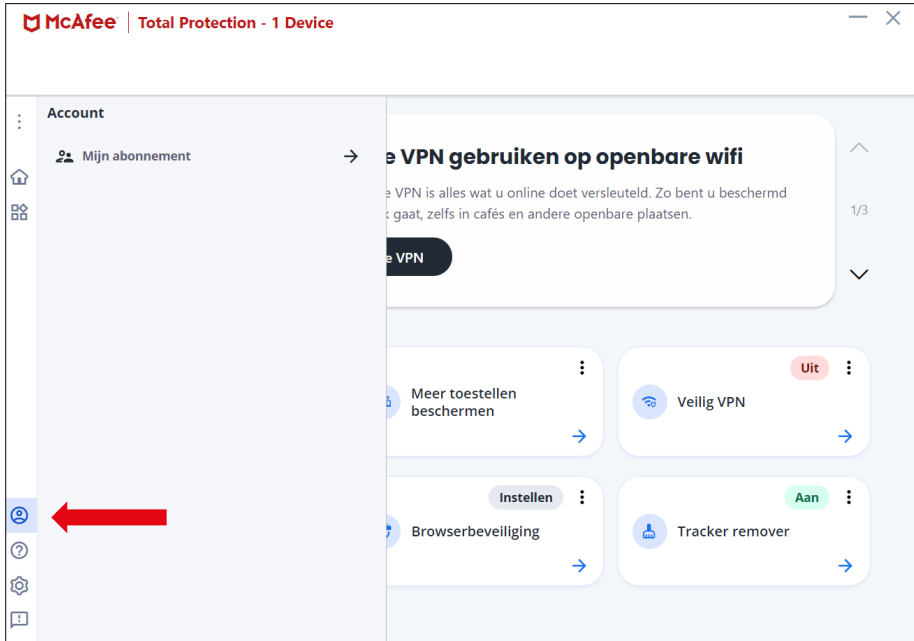
Step 16: The installation is complete. Click on 'Finish' to close the installation.



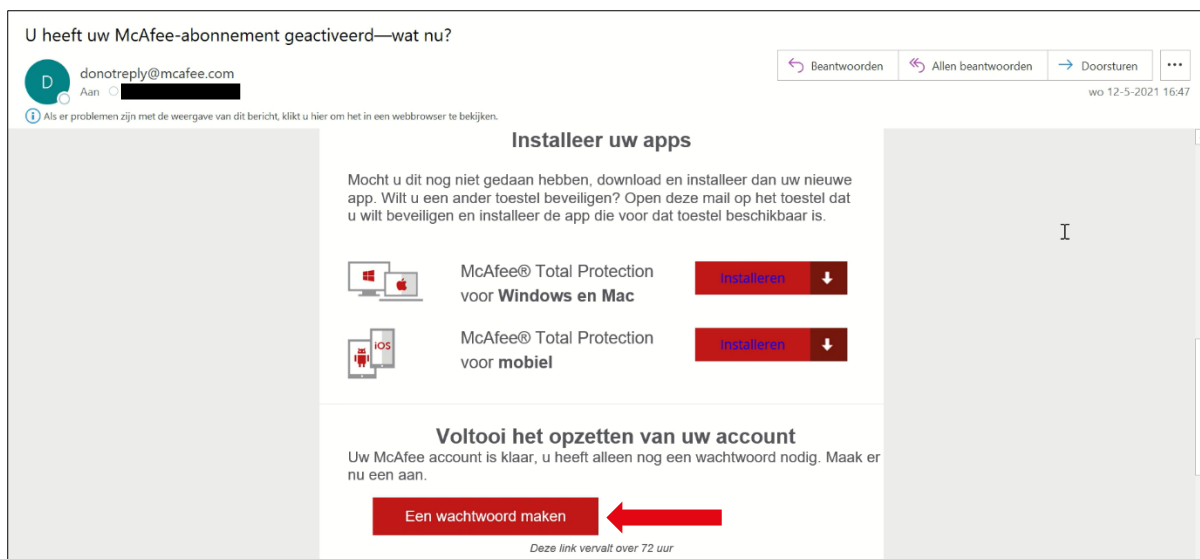
Step 17: The software is now downloaded!



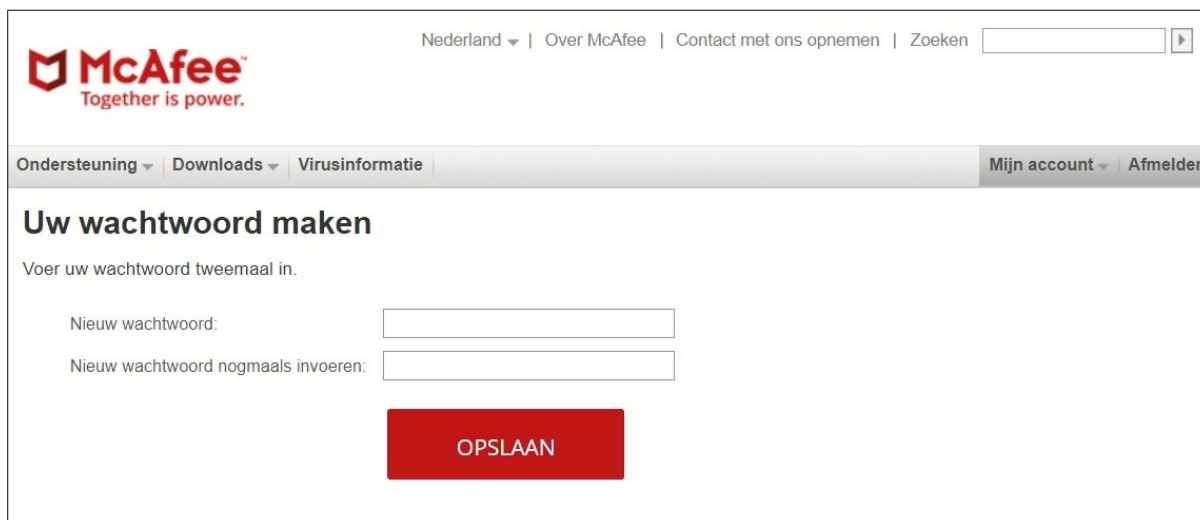
In the menu on the left you can find when your license ends via 'Account → My Subscription'.



Step 18: To complete the registration you still have to create a password. Open the email from McAfee and click on 'Create a password'.



Step 19: Create a password and click on 'Save'.



Step 20: Your password is now created. Click on 'Go to my account'.



Step 21: Enter your email address and click on 'Sign In'.

| Aanmelden bij McAfee | Bent u een nieuwe gebruiker? |
|---|---|
| <p>Welkom terug! Meld u hieronder aan om door te gaan.</p> <p>E-mailadres: <input type="text"/></p> <p>Wachtwoord: <input type="password"/></p> <p><input type="checkbox"/> Onthoud mij</p> <p>AANMELDEN</p> | <p>Hebt u geen McAfee-account?</p> <p>Maak vandaag een account en profiteer net als andere gebruikers van bescherming tegen spam, virussen, identiteitsdiefstal en andere online bedreigingen!</p> <p>McAfee Safe, McAfee Secure</p> <p>NU REGISTREREN</p> |

Step 22: From this page, you can install the software on a different device.

Mijn account

Mijn apps

DESKTOP...

McAfee® Total Protection - 1 Device
Verloopt op: 12-5-2022

Pc

Bescherm al uw apparaten

Pc's*, Macs, smartphones, tablets. McAfee® Total Protection - 1 Device beschermt ze allemaal, als onderdeel van uw abonnement.

Download de app hier of stuur de koppeling naar een ander apparaat.

*Niet beschikbaar op pc's met Windows 10 in S-modus.

DOWNLOADEN **KOPPELING VERZENDEN**

Step 23: You can find the software by going to start and searching for 'McAfee' or checking the recently added apps.

